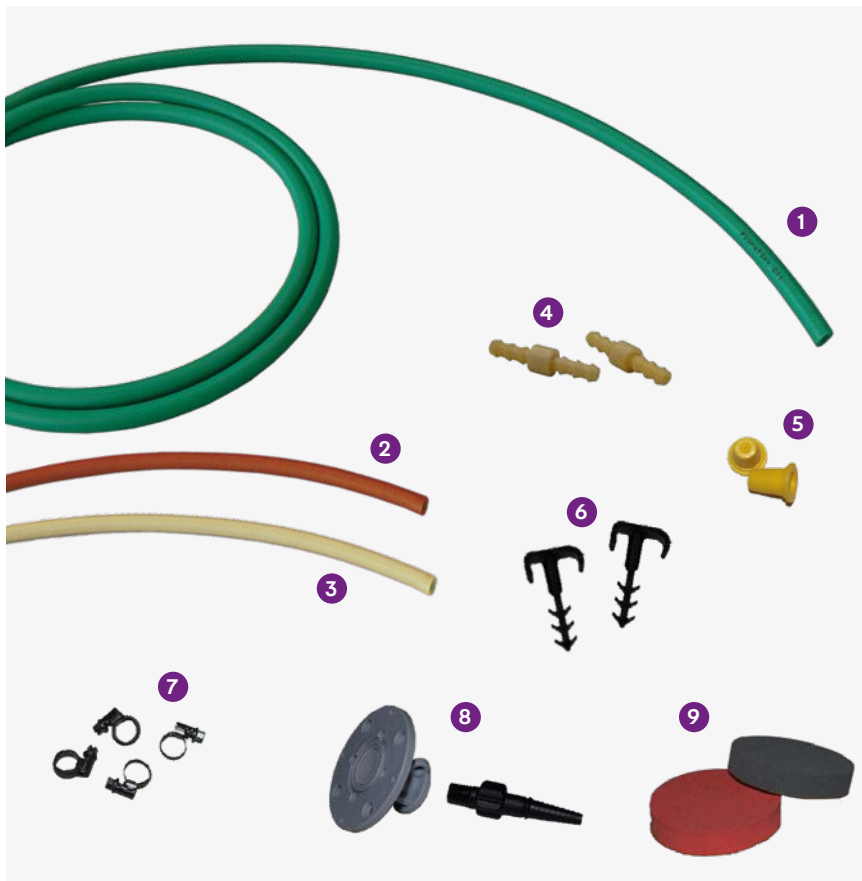

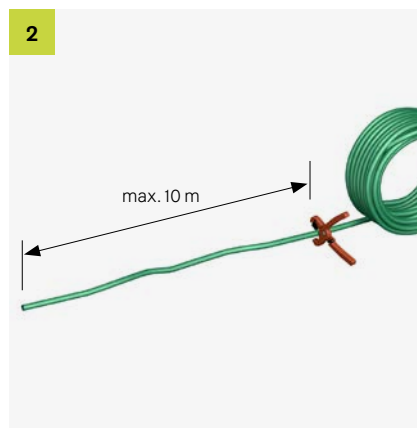



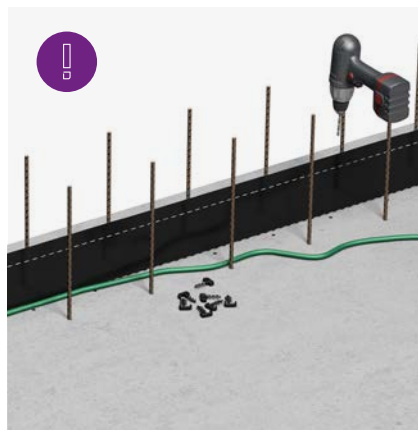
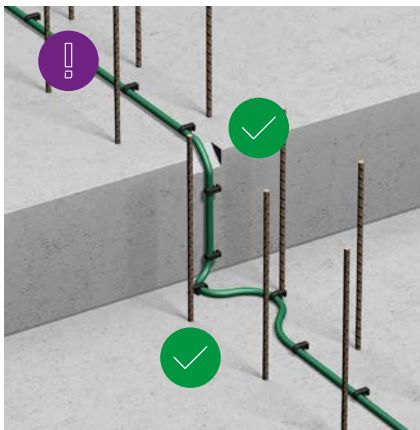

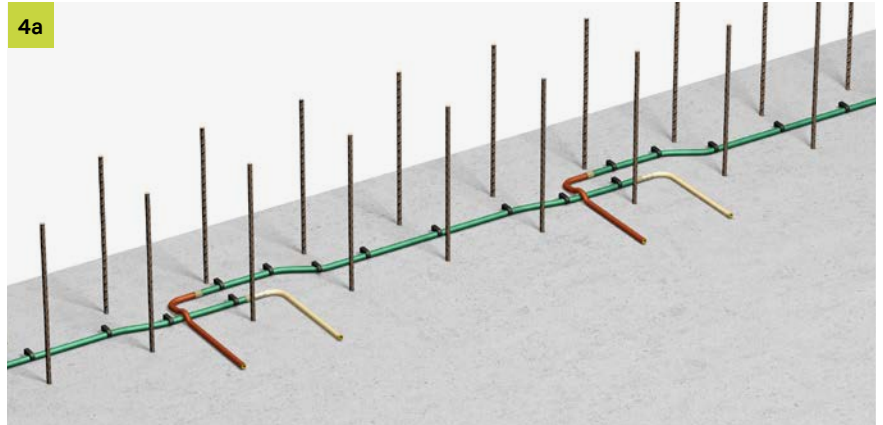
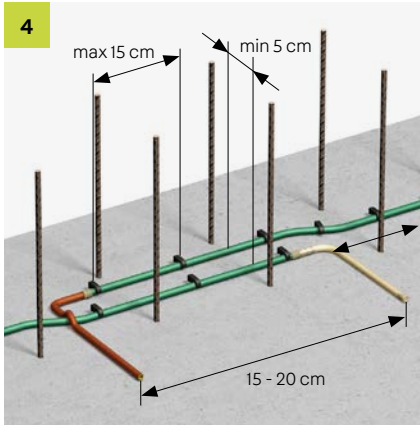
PLURAFLEX® C11

Einbauhinweise/Installation Instructions



- 1 PLURAFLEX C11, 1 x 50 m
PLURAFLEX C11, 1 x 50 m
- 2 Befüllschlauch, rot, 6 x 0,4 m
Filling hose, red, 6 x 0,4 m
- 3 Entlüftungsschlauch, weiß, 6 x 0,4 m
Ventilation hose, white, 6 x 0,4 m
- 4 Kupplung C11, 12 Stk.
Coupler C11, 12 pcs.
- 5 Stopfen, gelb, 12 Stk.
Plug, yellow, 12 pcs.
- 6 Kunststoffschellen, 200 Stk.
Plastic clamps, 200 pcs.
- 7 Schlauchschelle, 36 Stk.
Hose clamps, 36 pcs.
- 8 Nagelpacker, zweiteilig, 12 Stk.
Nail packers, two-part, 12 pcs.
- 9 Moosgummi für Nagelpacker, Weiß/rot, je 6 Stk.
Foam rubber for nail packers, white/red, 6 pcs. each





T +49 7742 9215-300
technik-hbau@pohlcon.com

PohlCon GmbH
Nobelstraße 51
12057 Berlin

www.pohlcon.com

Irrtümer und technische Änderungen vorbehalten. Nachdruck sowie jegliche elektronische Vervielfältigung nur mit unserer schriftlichen Genehmigung. Mit Erscheinen dieser Drucksache verlieren alle vorhergehenden Unterlagen ihre Gültigkeit. All rights reserved. Reproduction as well as any electronic duplication only with our written permission. Errors and technical changes excepted. A liability of the publisher, no matter for what legal reason, is excluded. With publication of this document all previous copies lose their validity.

© PohlCon | PC-LIT-MA-PLURAFLEX_C11 | 02-2022 | 1. u. | 02-2022